




## SERVICES

The Marine Centre offers a full range of services tailored to the vessel's needs. Some of the services available at the boatyard are:

- High pressure water blasting to specification required
- Abrasive blasting
- Quality painting and protective coating application
- Hull and structural repairs including specialist alloy and composite materials
- Stainless steel fabrication
- Electrical
- Engine and mechanical
- Interior fit-out and modifications
- Refrigeration
- Air Con
- Sails, covers and spars
- Vessel survey requirements



## PORT WHANGAREI *MARINE CENTRE*

Port Whangarei Marine Centre  
340 Port Road, PO Box 840, Whangarei, 0110 New Zealand  
Phone: +64 (9) 430 3148 - Fax: +64 (9) 430 3147  
Email: [info@portwhangarei.com](mailto:info@portwhangarei.com)  
Website: [www.portwhangarei.com](http://www.portwhangarei.com)


BOATYARD FOR VESSELS, BOATS & YACHTS

Haulout - Hardstand - Storage - Refit - Repairs - Maintenance

The Port Whangarei Marine Centre is located at South Shipyard in the Port of Whangarei, New Zealand. It specialises in offering a highly efficient travelift haulout, hardstand, storage and refit service. A wide range is catered for:

- Any type of vessel
- Any length up to 100 tonnes displacement
- All tide access for most craft
- Beam width up to 10 metres
- Sailing and motor yacht 'live aboards' welcome
- Multihull and catamaran specialists

Port Whangarei Limited is one of the Oceania Marine group of companies and can offer a world class refit, repair and construction service. Be it a waterblast and an application of antifoul paint or a long term refit project this boatyard will offer an efficient and cost effective solution. The Marine Centre has a new 100T Cimolai Mobile Boat Hauler



TRAVELIFTS

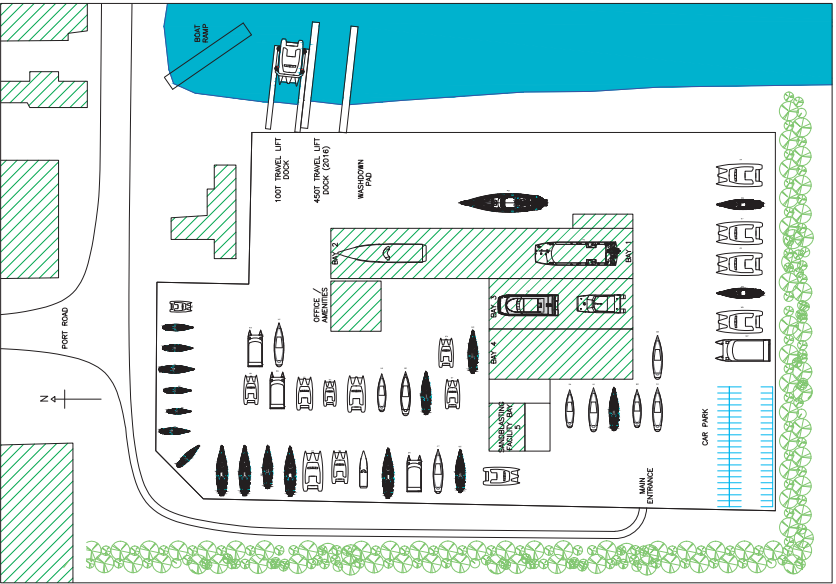
The Marine Centre has a new 100 tonne Cimolai Mobile Boat Hauler (MBH 100) and can offer haulout as follows:

- Vessel displacement to 100 Tonnes
- Maximum beam 10 metres
- All tide access
- Wash down pad

HARDSTAND

The Marine Centre has the options of extensive hardstand area (majority of which is sealed) or undercover refit shed space. All work areas are serviced with power and water. Refit sheds and adjacent hardstand have compressed air reticulation. Main features are:

- Sealed outdoor hardstand
- Undercover refit shed options
- Power and water supply
- 3 phase power and compressed air in or near refit sheds
- Cradle and keel blocking supplied
- 'Live-aboard' facilities
- Rec room & kitchen
- Quality toilet & shower facilities (separate male & female)
- Laundry



PORT WHANGAREI -  
FAVOURED DESTINATION FOR  
BLUE WATER YACHTS